



KS3 Mathematics

Homework Pack D:

Level 6

Stafford Burndred

ISBN 1 84070 029 7

ePacks

© Pearson Publishing, 1998

Published by Pearson Publishing Limited, 1998


A licence to copy the material in this pack is only granted to the purchaser strictly within their school, college or organisation. The material must not be reproduced in any other form without the express written permission of Pearson Publishing.

St Josephs Catholic High School

Pearson Publishing, Chesterton Mill, French's Road, Cambridge CB4 3NP Tel 01223 350555 Fax 01223 356484

Web site: <http://www.pearson.co.uk/education/>

1 Fractions – 1



You may use a calculator for these questions:


- | | | | |
|----|---|---------|--------------------------|
| 1 | $3\frac{4}{5} + 1\frac{2}{3}$ | 1..... | <input type="checkbox"/> |
| 2 | $6\frac{7}{8} - 1\frac{2}{5}$ | 2..... | <input type="checkbox"/> |
| 3 | $4\frac{1}{3} - 2\frac{5}{8}$ | 3..... | <input type="checkbox"/> |
| 4 | $4\frac{2}{3} \div 1\frac{2}{5}$ | 4..... | <input type="checkbox"/> |
| 5 | $3\frac{3}{4} \div 1\frac{1}{2}$ | 5..... | <input type="checkbox"/> |
| 6 | $2\frac{1}{3} \times 1\frac{3}{4}$ | 6..... | <input type="checkbox"/> |
| 7 | $1\frac{1}{3} \times 1\frac{5}{8}$ | 7..... | <input type="checkbox"/> |
| 8 | $2\frac{5}{16} + 1\frac{3}{7}$ | 8..... | <input type="checkbox"/> |
| 9 | Find $\frac{3}{4}$ of 18 | 9..... | <input type="checkbox"/> |
| 10 | Find $\frac{2}{5}$ of 21 | 10..... | <input type="checkbox"/> |
| 11 | Find $\frac{3}{8}$ of 37 | 11..... | <input type="checkbox"/> |
| 12 | Find $\frac{3}{16}$ of 18 | 12..... | <input type="checkbox"/> |
| 13 | Find $\frac{3}{5}$ of 320 | 13..... | <input type="checkbox"/> |
| 14 | Find $\frac{3}{7}$ of 168 | 14..... | <input type="checkbox"/> |
| 15 | Write $\frac{72}{84}$ as a fraction in its lowest terms | 15..... | <input type="checkbox"/> |
| 16 | Write $\frac{18}{108}$ as a fraction in its lowest terms | 16..... | <input type="checkbox"/> |
| 17 | Write $\frac{60}{88}$ as a fraction in its lowest terms | 17..... | <input type="checkbox"/> |
| 18 | Write $\frac{375}{775}$ as a fraction in its lowest terms | 18..... | <input type="checkbox"/> |
| 19 | Write $\frac{64}{256}$ as a fraction in its lowest terms | 19..... | <input type="checkbox"/> |
| 20 | Write $\frac{96}{392}$ as a fraction in its lowest terms | 20..... | <input type="checkbox"/> |



Minimum mark	16	13	10	7	
Circle grade	A	B	C	D	E

_____ 20

2 Fractions – 2




- 1 8 out of 40 men wear glasses.
Write this as a fraction in its lowest terms. 1.....
- 2 28 out of 32 pupils passed a test.
Write this as a fraction in its lowest terms. 2.....
- 3 8 pupils out of a class of 24 were boys.
Write this as a fraction in its lowest terms. 3.....
- 4 15 out of 25 pupils owned a computer.
Write this as a fraction in its lowest terms. 4.....
- 5 A golf club had 600 members. 420 were men.
100 were woman, 60 were boys, the rest were girls.
 - a What fraction were men?
Give your answer in its lowest terms. 5a
 - b What fraction were women?
Give your answer in its lowest terms. 5b.....
 - c What fraction were boys?
Give your answer in its lowest terms. 5c.....
 - d What fraction were girls?
Give your answer in its lowest terms. 5d
- 6 There were 800 people in a cinema. $\frac{1}{4}$ were men,
 $\frac{2}{5}$ were women, $\frac{1}{8}$ were girls and the rest were boys.
 - a How many men were there in the cinema? 6a
 - b How many women were there in the cinema? 6b.....
 - c How many girls were there in the cinema? 6c.....
 - d What fraction were boys? 6d
- 7 A shop had a sale in which all goods were $\frac{1}{4}$ off
the normal price. How much money would be saved
by buying the following goods?
The normal prices are shown.
 - a Trousers £18 7a
 - b Jacket £41 7b.....
 - c Tie £3.60 7c.....
 - d Scarf £5.20 7d



Minimum mark	13	11	8	5	
Circle grade	A	B	C	D	E

_____ 16

3 Percentages – 1



Write the following as percentages:

- 1 3 out of 20 1.....
- 2 7 out of 40 2.....
- 3 7 out of 16 3.....
- 4 4 out of 32 4.....
- 5 27 out of 40 5.....
- 6 31 out of 80 6.....
- 7 16 out of 40 7.....
- 8 15 out of 75 8.....
- 9 29 out of 80 9.....
- 10 18 out of 60 10.....
- 11 38 out of 400 11.....
- 12 260 out of 800 12.....

13 Mrs Smith earned £240 per week. Calculate her percentage increase if she received a rise of:

- a £9.60 13a
- b £7.68 13b.....
- c £18.24 13c.....
- d £17.28 13d

14 This table gives the normal price and sale price of some cars. Calculate the percentage reduction in price.

	Normal price	Sale price
a	£8000	£7200
b	£12 600	£10 710
c	£17 500	£11 375
d	£25 000	£20 750

- 14a
- 14b.....
- 14c.....
- 14d



Minimum mark	16	13	10	7	
Circle grade	A	B	C	D	E

_____ / 20

4 Percentages – 2



1 The following list gives the marks obtained by some pupils in a maths test. The marks are out of 160. Express each mark as a percentage:

- | | | | | |
|---|-------|-----|----------|--------------------------|
| a | John | 120 | 1a | <input type="checkbox"/> |
| b | Sally | 100 | 1b..... | <input type="checkbox"/> |
| c | Mandy | 96 | 1c..... | <input type="checkbox"/> |
| d | Tom | 36 | 1d | <input type="checkbox"/> |

2 Write the following as percentages:

- | | | | |
|---|-----------------------------------|----------|--------------------------|
| a | 6 men out of 40 are bald | 2a | <input type="checkbox"/> |
| b | 3 women out of 60 wear a hat | 2b..... | <input type="checkbox"/> |
| c | 36 pupils out of 40 passed a test | 2c..... | <input type="checkbox"/> |
| d | 28 pupils out of 80 were late | 2d | <input type="checkbox"/> |

3 This table shows the original price and sale price of goods in a shop. Calculate the percentage reduction.

	Item	Original price	Sale price	
a	Gloves	£3.20	£2.56	3a
b	Socks	£1.90	£1.14	3b.....
c	Shirt	£8.60	£5.59	3c.....
d	Blouse	£10.80	£8.10	3d



Minimum mark	10	8	6	4	
Circle grade	A	B	C	D	E

12

5 Fractions, decimals and percentages – 1

1 Write the following decimals as percentages:

- | | | | |
|---|-------|----------|--------------------------|
| a | 0.37 | 1a | <input type="checkbox"/> |
| b | 0.86 | 1b..... | <input type="checkbox"/> |
| c | 0.73 | 1c..... | <input type="checkbox"/> |
| d | 0.66 | 1d | <input type="checkbox"/> |
| e | 0.4 | 1e..... | <input type="checkbox"/> |
| f | 0.05 | 1f..... | <input type="checkbox"/> |
| g | 0.038 | 1g | <input type="checkbox"/> |
| h | 0.007 | 1h..... | <input type="checkbox"/> |

2 Convert the following percentages to decimals:

- | | | | |
|---|-------|----------|--------------------------|
| a | 27% | 2a | <input type="checkbox"/> |
| b | 32% | 2b..... | <input type="checkbox"/> |
| c | 81% | 2c..... | <input type="checkbox"/> |
| d | 60% | 2d | <input type="checkbox"/> |
| e | 3% | 2e..... | <input type="checkbox"/> |
| f | 6.4% | 2f..... | <input type="checkbox"/> |
| g | 28.2% | 2g | <input type="checkbox"/> |
| h | 0.3% | 2h..... | <input type="checkbox"/> |

Minimum mark	13	11	8	5		
Circle grade	A	B	C	D	E	_____

16

6 Fractions, decimals and percentages – 2

1 Convert the following percentages to fractions.
Give your answer as a fraction in its lowest terms.

- | | | | |
|---|------|----------|--------------------------|
| a | 40% | 1a | <input type="checkbox"/> |
| b | 65% | 1b..... | <input type="checkbox"/> |
| c | 32% | 1c..... | <input type="checkbox"/> |
| d | 24% | 1d | <input type="checkbox"/> |
| e | 6% | 1e..... | <input type="checkbox"/> |
| f | 16% | 1f..... | <input type="checkbox"/> |
| g | 6.4% | 1g | <input type="checkbox"/> |
| h | 0.7% | 1h..... | <input type="checkbox"/> |

2 Write the following decimals as fractions.
Give your answer as a fraction in its lowest terms.

- | | | | |
|---|-------|----------|--------------------------|
| a | 0.38 | 2a | <input type="checkbox"/> |
| b | 0.65 | 2b..... | <input type="checkbox"/> |
| c | 0.48 | 2c..... | <input type="checkbox"/> |
| d | 0.9 | 2d | <input type="checkbox"/> |
| e | 0.007 | 2e..... | <input type="checkbox"/> |
| f | 0.385 | 2f..... | <input type="checkbox"/> |
| g | 0.002 | 2g | <input type="checkbox"/> |
| h | 0.036 | 2h..... | <input type="checkbox"/> |

Minimum mark	13	11	8	5		
Circle grade	A	B	C	D	E	

16

7 Fractions, decimals and percentages – 3

1 Convert the following fractions to decimals:

- | | | |
|-------------------|----------|--------------------------|
| a $\frac{2}{5}$ | 1a | <input type="checkbox"/> |
| b $\frac{7}{10}$ | 1b..... | <input type="checkbox"/> |
| c $\frac{3}{8}$ | 1c..... | <input type="checkbox"/> |
| d $\frac{11}{16}$ | 1d | <input type="checkbox"/> |
| e $\frac{17}{20}$ | 1e..... | <input type="checkbox"/> |
| f $\frac{27}{40}$ | 1f..... | <input type="checkbox"/> |
| g $\frac{19}{80}$ | 1g | <input type="checkbox"/> |
| h $\frac{3}{100}$ | 1h..... | <input type="checkbox"/> |

2 Convert the following fractions to percentages:

- | | | |
|-------------------|----------|--------------------------|
| a $\frac{3}{5}$ | 2a | <input type="checkbox"/> |
| b $\frac{9}{10}$ | 2b..... | <input type="checkbox"/> |
| c $\frac{7}{8}$ | 2c..... | <input type="checkbox"/> |
| d $\frac{13}{20}$ | 2d | <input type="checkbox"/> |
| e $\frac{19}{40}$ | 2e..... | <input type="checkbox"/> |
| f $\frac{61}{80}$ | 2f..... | <input type="checkbox"/> |
| g $\frac{23}{40}$ | 2g | <input type="checkbox"/> |
| h $\frac{51}{80}$ | 2h..... | <input type="checkbox"/> |

Minimum mark	13	11	8	5	
Circle grade	A	B	C	D	E

16

8 Fractions, decimals and percentages – 4

Complete this table. Write the missing numbers in the table **and** on the answer line.


	Fraction	=	Decimal	=	Percentage
1	$\frac{1}{2}$	=		=	
2		=	0.25	=	
3		=		=	75%
4	$\frac{1}{3}$	=		=	
5		=	0.667	=	
6		=		=	12.5%
7	$\frac{3}{8}$	=		=	
8		=	0.625	=	
9		=		=	87.5%
10	$\frac{1}{10}$	=		=	
11		=	0.01	=	
12	$\frac{1}{5}$	=		=	

- 1 Decimal
- Percentage
- 2 Fraction
- Percentage
- 3 Fraction
- Decimal
- 4 Decimal
- Percentage
- 5 Fraction
- Percentage
- 6 Fraction
- Decimal
- 7 Decimal
- Percentage
- 8 Fraction
- Percentage
- 9 Fraction
- Decimal
- 10 Decimal
- Percentage
- 11 Fraction
- Percentage
- 12 Decimal
- Percentage

Minimum mark	19	16	12	8	
Circle grade	A	B	C	D	E

24

9 Ratio – 1



This is a recipe for vegetable soup for 4 people:

- Water 1200 ml
- Carrots 200 g
- Onions 160 g
- Salt 6 g

1 How much of each ingredient should be used for 2 people?

- a Waterml
- b Carrotsg
- c Onionsg
- d Saltg

2 How much of each ingredient should be used for 12 people?

- a Waterml
- b Carrotsg
- c Onionsg
- d Saltg

3 How much of each ingredient should be used for 10 people?

- a Waterml
- b Carrotsg
- c Onionsg
- d Saltg

4 How much of each ingredient should be used for 6 people?


- a Waterml
- b Carrotsg
- c Onionsg
- d Saltg



Minimum mark	13	11	8	5	
Circle grade	A	B	C	D	E

_____ / 16

10 Ratio – 2



Simplify these ratios:

- | | | | |
|---|-------------|--------------------|--------------------------|
| 1 | 5:20 | 1.....:..... | <input type="checkbox"/> |
| 2 | 6:8 | 2.....:..... | <input type="checkbox"/> |
| 3 | 27:78 | 3.....:..... | <input type="checkbox"/> |
| 4 | 60:84 | 4.....:..... | <input type="checkbox"/> |
| 5 | 200:300:450 | 5.....:.....:..... | <input type="checkbox"/> |
| 6 | 6:12:24 | 6.....:.....:..... | <input type="checkbox"/> |

Express the following as ratios in their simplest form:

- | | | | |
|----|---|---------------|--------------------------|
| 7 | A school has 300 boys and 250 girls | 7.....:..... | <input type="checkbox"/> |
| 8 | A theatre has 250 men and 300 women | 8.....:..... | <input type="checkbox"/> |
| 9 | A firm employs 60 men and 72 women | 9.....:..... | <input type="checkbox"/> |
| 10 | A plane has 320 passengers and 16 crew | 10.....:..... | <input type="checkbox"/> |
| 11 | A golf course has 500 men and 350 women | 11.....:..... | <input type="checkbox"/> |
| 12 | A factory employs 1000 men and 1500 women | 12.....:..... | <input type="checkbox"/> |

Write the following in the ratio 1:n

- | | | | |
|----|---------|----------------|--------------------------|
| 13 | 6:18 | 13.....1:..... | <input type="checkbox"/> |
| 14 | 28:70 | 14.....1:..... | <input type="checkbox"/> |
| 15 | 16:1.6 | 15.....1:..... | <input type="checkbox"/> |
| 16 | 0.6:4.2 | 16.....1:..... | <input type="checkbox"/> |

Write the following in the ratio n:1

- | | | | |
|----|-------|----------------|--------------------------|
| 17 | 75:15 | 17.....:1..... | <input type="checkbox"/> |
| 18 | 32:64 | 18.....:1..... | <input type="checkbox"/> |
| 19 | 12:30 | 19.....:1..... | <input type="checkbox"/> |
| 20 | 28:40 | 20.....:1..... | <input type="checkbox"/> |



Minimum mark	16	13	10	7	
Circle grade	A	B	C	D	E

_____ / 20

11 Ratio – 3

1 £6000 is divided between Adam, Ben and Chris in the ratio 1:3:4.

- a How much does Adam receive? 1a £
- b How much does Ben receive? 1b £
- c How much does Chris receive? 1c £

2 In a will £7500 is divided between Anna, Brenda and Carol in the ratio 4:5:6.

- a How much does Anna receive? 2a £
- b How much does Brenda receive? 2b £
- c How much does Carol receive? 2c £

3 Sweets were divided between Danny, Louise and Steve in the ratio 3:4:2. Louise received 20 sweets.

- a How many sweets did Danny receive? 3a
- b How many sweets did Steve receive? 3b
- c What was the total number of sweets? 3c


4 A sum of money was divided between Sara, Jenny and Carla in the ratio 3:5:8. Jenny received £10 more than Sara.

- a How much did Sara receive? 4a £
- b How much did Carla receive? 4b £
- c What was the total amount of money? 4c £

Minimum mark	10	8	6	4	
Circle grade	A	B	C	D	E

_____ 12

12 Scale



Express the following scales in the ratio 1:n

- | | |
|--|------------------------------------|
| 1 The scale of a map is 1 cm represents 1 m | 1 1:..... <input type="checkbox"/> |
| 2 The scale of a map is 1 cm represents 1 km | 2 1:..... <input type="checkbox"/> |
| 3 The scale of a map is 1 cm represents 5 km | 3 1:..... <input type="checkbox"/> |
| 4 The scale of a map is 4 cm represents 5 km | 4 1:..... <input type="checkbox"/> |
| 5 The scale of a map is 2 cm represents 5 km | 5 1:..... <input type="checkbox"/> |
| 6 The scale of a map is 2 cm represents 1 km | 6 1:..... <input type="checkbox"/> |

The scale of the map is 1:50 000

- 7 The distance shown are the distances on the map.
 What are the actual distances on the ground?
 Give your answers in kilometres:

- | | |
|----------|------------------------------------|
| a 8 cm | 7a.....km <input type="checkbox"/> |
| b 22 cm | 7b.....km <input type="checkbox"/> |
| c 15 cm | 7c.....km <input type="checkbox"/> |
| d 35 cm | 7d.....km <input type="checkbox"/> |
| e 3.5 cm | 7e.....km <input type="checkbox"/> |

- 8 The distances shown are the actual distances on the ground. What are the distances on the map?
 Give your answer in centimetres:


- | | |
|-----------|------------------------------------|
| a 10 km | 8a.....cm <input type="checkbox"/> |
| b 32 km | 8b.....cm <input type="checkbox"/> |
| c 20 km | 8c.....cm <input type="checkbox"/> |
| d 27.5 km | 8d.....cm <input type="checkbox"/> |
| e 0.5 km | 8e.....cm <input type="checkbox"/> |



Minimum mark	13	11	8	5	
Circle grade	A	B	C	D	E

_____ / 16

13 Number patterns



For questions 1 to 4:

- a Find the rule to produce the nth term.
- b Find the 12th term.
- c Find the 27th term.

1 7, 10, 13, 16, 19

1a

1b.....

1c.....

2 5, 9, 13, 17, 21

2a

2b.....

2c.....

3 1, 8, 15, 22, 29

3a

3b.....

3c.....

4 10, 6, 2, -2, -6

4a

4b.....

4c.....

5 Here is a pattern made out of matchsticks:



a Draw the next pattern.

5a

b What is the rule to find the number of matchsticks in the nth term?

5b.....

c Use your rule to find the number of matchsticks in the 20th term.

5c.....

d Which term has 121 matchsticks?

5d



Minimum mark	13	11	8	5	
Circle grade	A	B	C	D	E

16

14 Rules: Equations

Solve the following equations:

1 $x + 3 = 10$

2 $x + 7 = 5$

1.....

3 $x - 2 = 7$

4 $x - 8 = 4$

2.....

3.....

5 $6y = 30$

6 $3a = 18$

4.....

5.....

6.....

7 $-4c = 20$

8 $\frac{d}{4} = 8$

7.....

8.....

9 $\frac{y}{3} = 6$

10 $-3a = -18$

9.....

10.....

11 $6a - 3 = 21$

12 $8a + 4 = 3a + 19$

11.....

12.....

13 $2a + 10 = 5a + 1$

14 $\frac{x}{6} - 1 = 17$

13.....

14.....

15 $\frac{x}{5} + 2 = 12$

16 $\frac{4x}{3} = 8$


15.....

16.....

Minimum mark	13	11	8	5	
Circle grade	A	B	C	D	E

_____ 16

15 Writing equations



1 Mr Wright buys C cakes at 15p each. He pays £2.55.

a Write an equation to show this. 1a

b Solve the equation. 1b.....

2 Mrs Jones bought B books at £6 each. She spent £138.

a Write an equation to show this. 2a

b Solve the equation. 2b.....

3 A number N is chosen. Four times the number minus 6 equals 14.

a Write an equation to show this. 3a

b Solve the equation. 3b.....

4 John has $2y$ sweets. Paul has $3y + 6$ sweets. Altogether they have 41 sweets.

a Write an equation to show this. 4a

b How many sweets does Paul have? 4b.....



Minimum mark	7	5	4	2	
Circle grade	A	B	C	D	E

8

16 Trial and improvement – 1

Use 'trial and improvement' methods to solve the following. You must show all of your working.

- 1 Complete the table to find the value of x correct to one decimal place:

$$x^2 + 3x = 48$$

Guess x	$x^2 + 3x$	Too big	Too small
8	88	8 is too big	
4	28		4 is too small

1.....

- 2 Complete the table to find the value of x correct to one decimal place:

$$x^3 - 3x = 930$$

Guess x	$x^3 - 3x$	Too big	Too small
8	488		8 is too small
12	1692	12 is too big	

2.....

Minimum mark	7	5	4	2	
Circle grade	A	B	C	D	E

8

17 Trial and improvement – 2

In the following questions you must show all of your working.

- 1 Complete the table to find the value of x correct to two decimal places:

$$x^3 - x^2 = 310$$

Guess x	$x^3 - x^2$	Too big	Too small
7	294		7 is too small
8	448	8 is too big	

1.....

- 2 Complete the table to find the values of x correct to two decimal places:

$$x^3 + 8x^2 = 251$$

Guess x	$x^3 + 8x^2$	Too big	Too small
5	325	5 is too big	
4	192		4 is too small

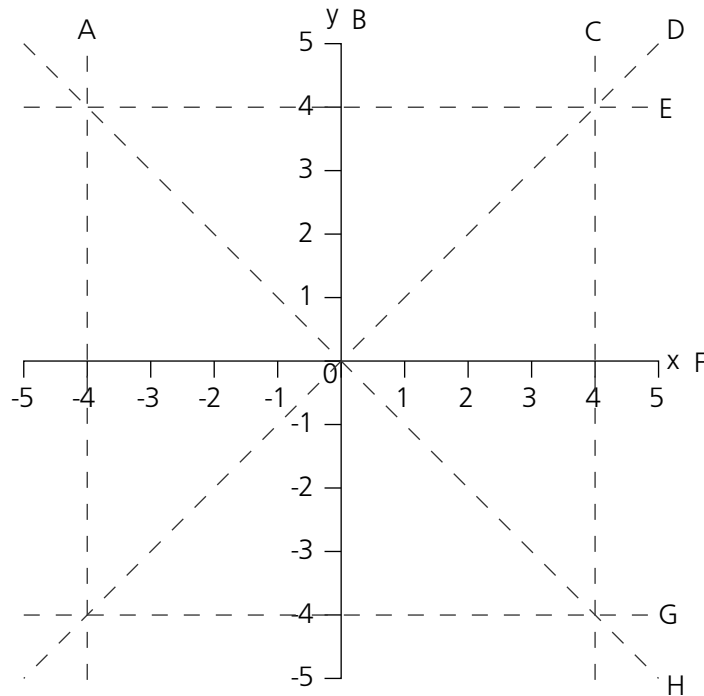
2.....

Minimum mark	7	5	4	2	
Circle grade	A	B	C	D	E

8

18 Drawing lines and graphs

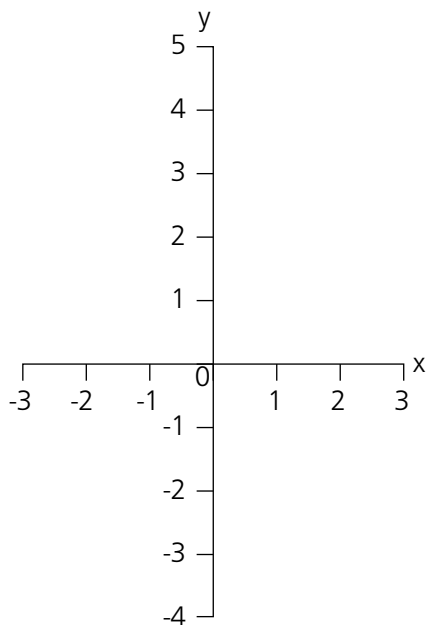
Which letters represent the following lines?



- 1 $x = 0$
- 2 $y = 0$
- 3 $y = 4$
- 4 $x = 4$
- 5 $y = -4$
- 6 $x = -4$
- 7 $y = x$
- 8 $y = -x$

x	y	<input type="checkbox"/>
-3		<input type="checkbox"/>
-2		<input type="checkbox"/>
-1		<input type="checkbox"/>
0		<input type="checkbox"/>
1		<input type="checkbox"/>
2		<input type="checkbox"/>
3		<input type="checkbox"/>

9 Complete the table of values on the right and draw the graph of $y = x^2 - 4$



Graph

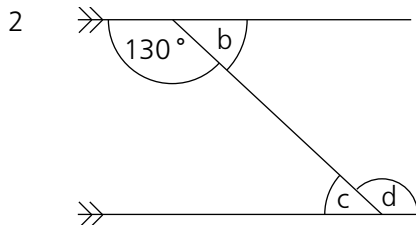
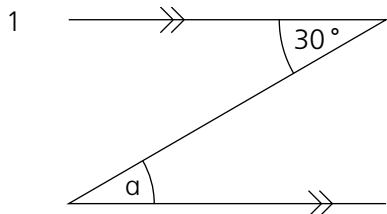
Minimum mark	13	11	8	5	
Circle grade	A	B	C	D	E

16

19 Intersecting and parallel lines



Find the missing angles in these diagrams:

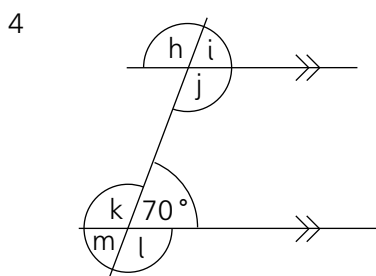
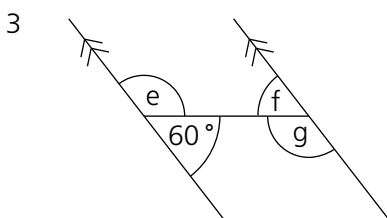


1a

2b.....

2c.....

2d



3e.....

3f.....

3g

4h.....

4i.....

4j.....

4k.....

4l.....

4m.....

5n.....

5o.....

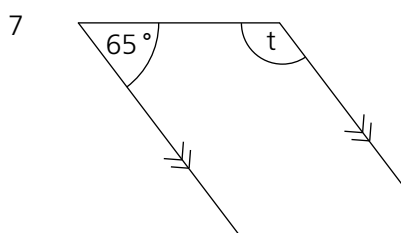
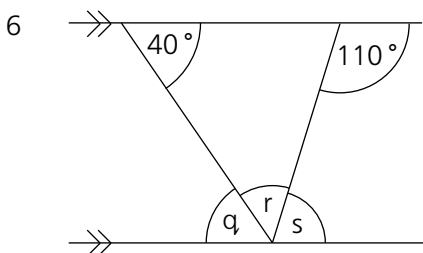
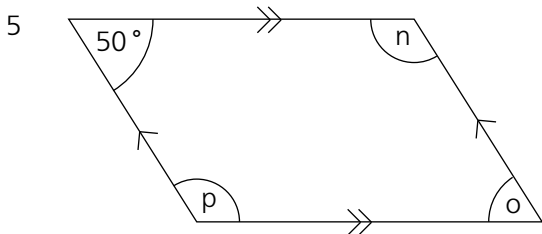
5p.....

6q

6r

6s.....


7t.....



Minimum mark	16	13	10	7	
Circle grade	A	B	C	D	E

20

20 Regular polygons



- Calculate:
- a The size of each exterior angle.
 - b The size of each interior angle.
 - c The sum of the interior angles.

1 A regular pentagon (5 sides)

1a

1b.....

1c.....

2 A regular octagon (8 sides)

2a

2b.....

2c.....

3 A regular 20 sides polygon

3a

3b.....

3c.....

4 Each exterior angle of a regular n-sided polygon is 10° . How many sides does the polygon have?

4.....

5 Each exterior angle of a regular n-sided polygon is 40° . How many sides does the polygon have?

5.....

6 Each interior angle of a regular n-sided polygon is 150° . How many sides does the polygon have?

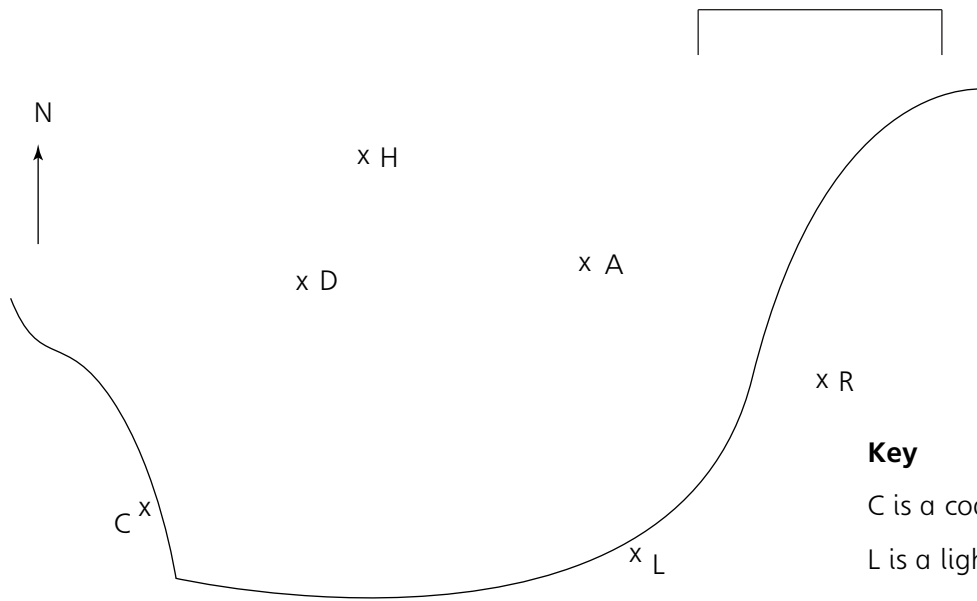
6.....



Minimum mark	10	8	6	4	
Circle grade	A	B	C	D	E

_____ 12

21 Bearings



Key

C is a coastguard station

L is a lighthouse

R is a radio transmitter

The following are ships:

A = *Appleyard*

D = *Dragonfly*

H = *Hispanic*

Find the bearing of:


- | | | |
|---|--|----------------------------------|
| 1 The <i>Hispanic</i> from the <i>Dragonfly</i> | | 1..... <input type="checkbox"/> |
| 2 The <i>Dragonfly</i> from the <i>Hispanic</i> | | 2..... <input type="checkbox"/> |
| 3 The <i>Appleyard</i> from the lighthouse | | 3..... <input type="checkbox"/> |
| 4 The <i>Dragonfly</i> from the coastguard station | | 4..... <input type="checkbox"/> |
| 5 The lighthouse from the coastguard station | | 5..... <input type="checkbox"/> |
| 6 The coastguard station from the radio transmitter | | 6..... <input type="checkbox"/> |
| 7 The <i>Hispanic</i> from the radio transmitter | | 7..... <input type="checkbox"/> |
| 8 The <i>Appleyard</i> from the <i>Hispanic</i> | | 8..... <input type="checkbox"/> |
| 9 The coastguard station from the <i>Hispanic</i> | | 9..... <input type="checkbox"/> |
| 10 The <i>Dragonfly</i> from the lighthouse | | 10..... <input type="checkbox"/> |
| 11 The radio transmitter from the <i>Dragonfly</i> | | 11..... <input type="checkbox"/> |
| 12 The lighthouse from the radio transmitter | | 12..... <input type="checkbox"/> |

Minimum mark	10	8	6	4		_____
Circle grade	A	B	C	D	E	12


22 2-D representation of 3-D shapes

These are the nets of shapes. Name the shapes.

1



2



1

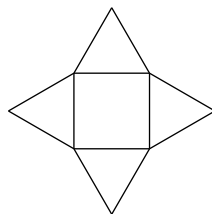
2

3

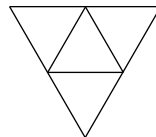


3

4



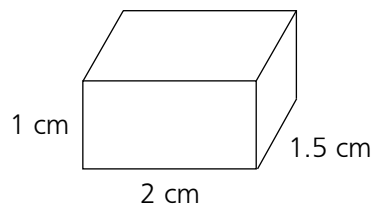
5



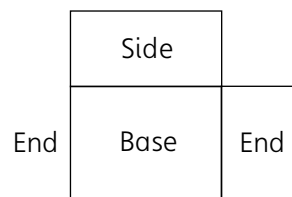
4

5

6 Draw an accurate net of this cuboid.
Part of the net has been drawn for you



6



Side

Top




Minimum mark

Circle grade

5	4	3	2	
A	B	C	D	E

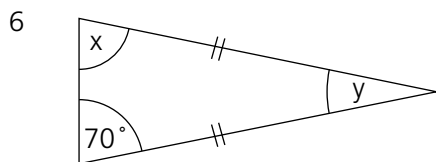
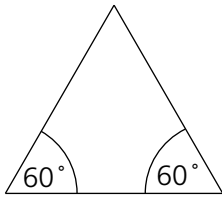
6

23 Properties of quadrilaterals and triangles



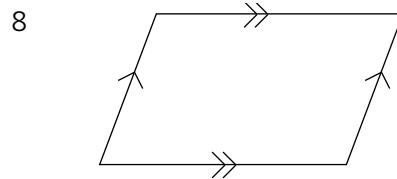
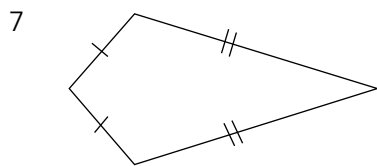
Name the quadrilateral described by the following statements:

- | | |
|--|---------------------------------|
| 1 Four equal sides, four equal angles | 1..... <input type="checkbox"/> |
| 2 Four equal angles | 2..... <input type="checkbox"/> |
| 3 Four equal sides | 3..... <input type="checkbox"/> |
| 4 Two pairs of equal length sides adjacent to each other | 4..... <input type="checkbox"/> |
| 5 What is the special name for this triangle? | 5..... <input type="checkbox"/> |

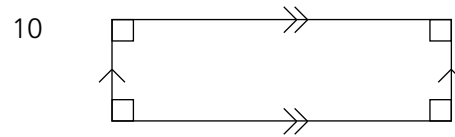
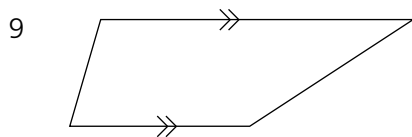


- | | |
|---|-----------------------------------|
| a What is the size of angle x? | 6a <input type="checkbox"/> |
| b What is the size of angle y? | 6b..... <input type="checkbox"/> |
| c What is the special name for this triangle? | 6c..... <input type="checkbox"/> |

What are the special names of these quadrilaterals?



- | | |
|--------|--------------------------|
| 7..... | <input type="checkbox"/> |
| 8..... | <input type="checkbox"/> |



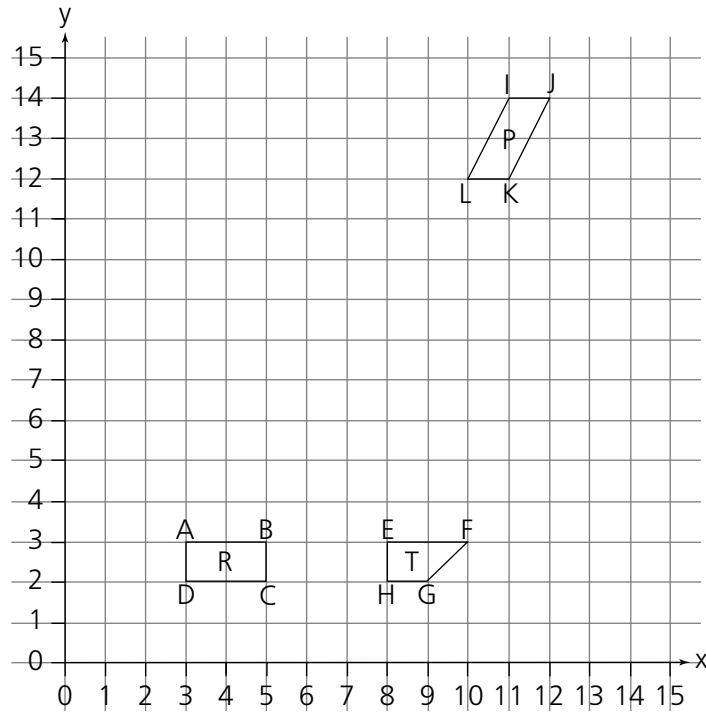
- | | |
|---------|--------------------------|
| 9..... | <input type="checkbox"/> |
| 10..... | <input type="checkbox"/> |



Minimum mark	10	8	6	4	
Circle grade	A	B	C	D	E

12

24 Enlargement



- 1 Enlarge R by a scale of 3. The centre of the enlargement is the point (1, 1).
Label the new rectangle A'B'C'D'.

New co-ordinates

- 1A'
 1B'
 1C'
 1D'

- 2 Enlarge T by a scale factor of 2. The centre of enlargement is the point (15, 0).
Label the new rectangle E'F'G'H'.

- 2E'
 2F'
 2G'
 2H'


- 3 Enlarge P by a scale factor of 2. The centre of enlargement is the point (14, 15).
Label the new parallelogram I'J'K'L'.

- 3I'
 3J'
 3K'
 3L'

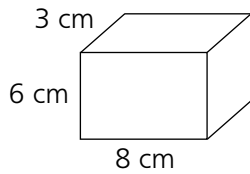
Minimum mark	10	8	6	4	
Circle grade	A	B	C	D	E

12

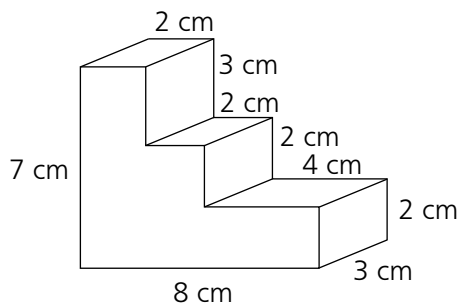
25 Areas and volumes



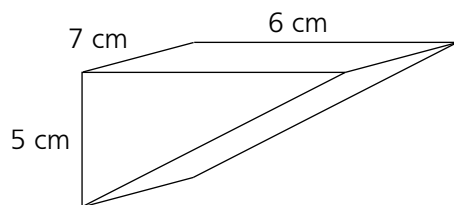
- 1 a Find the volume. 1a
 b Find the total surface area. 1b.....



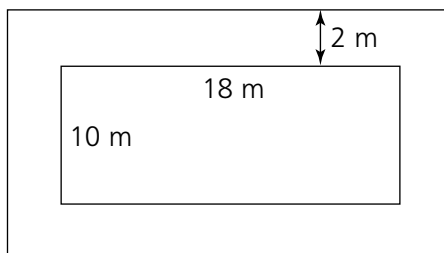
- 2 Find the volume of this prism: 2.....



- 3 Find the volume of this prism: 3.....



- 4 This is a diagram of a rectangular pond with a path all the way around. The path is 2 m wide.




- a What is the area of the path? 4a
 b The path is made of concrete 10 cm deep.
 What is the total volume of the concrete? 4b.....



Minimum mark	5	4	3	2	
Circle grade	A	B	C	D	E

6

27 Frequency tables and frequency graphs



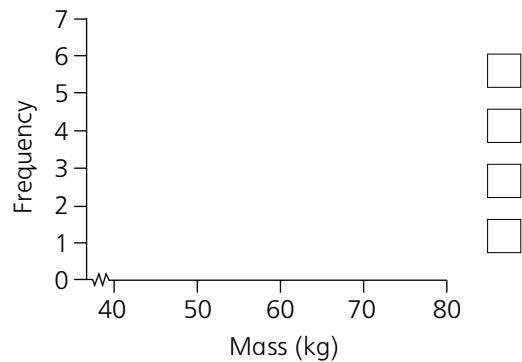
1 This data shows the mass (in kilograms) of 15 people:

47 53 60 56 62
 65 56 46 53 73
 75 58 54 49 78

a Complete the frequency table on the right:

Mass in kilograms	Tally	Frequency	
40 – under 50			<input type="checkbox"/>
50 – under 60			<input type="checkbox"/>
60 – under 70			<input type="checkbox"/>
70 – under 80			<input type="checkbox"/>

b Show this information in a frequency diagram:



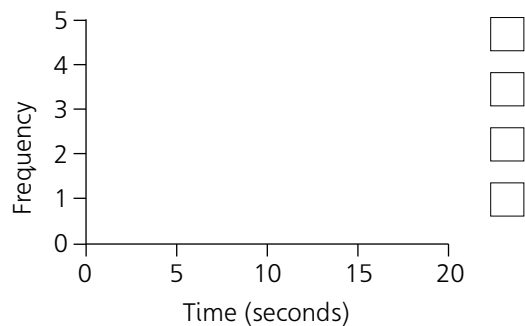
2 This data shows the time (in seconds) that some girls took to thread a needle:

16 3 10 8 12 10
 17 19 4 18 4 16

a Complete the frequency table on the right:

Time in seconds	Tally	Frequency	
Under 5			<input type="checkbox"/>
5 – under 10			<input type="checkbox"/>
10 – under 15			<input type="checkbox"/>
15 – under 20			<input type="checkbox"/>

b Show this information in a frequency diagram:




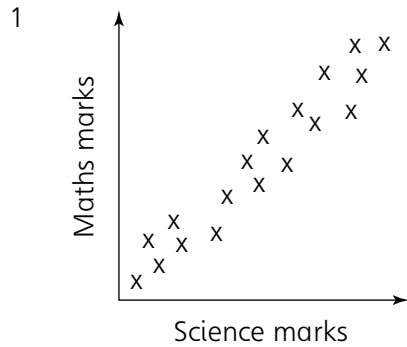
Minimum mark	13	11	8	5	
Circle grade	A	B	C	D	E

16

28 Scatter diagrams


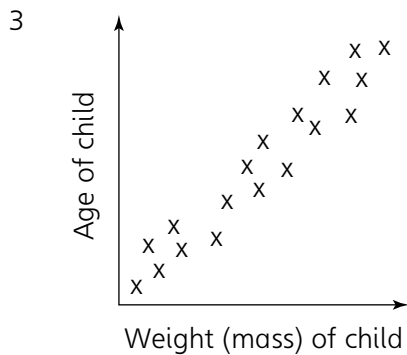
Describe the type of correlation shown by these scatter diagrams. Choose from: positive correlation, negative correlation, no correlation.

The correlation shown is:




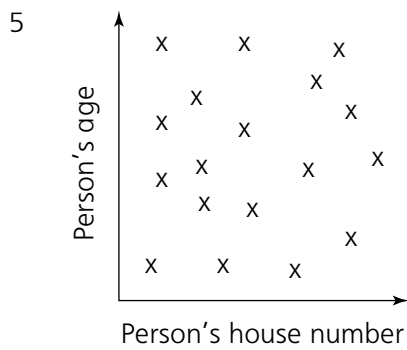
1.....

2.....



3.....

4.....




5.....

6.....

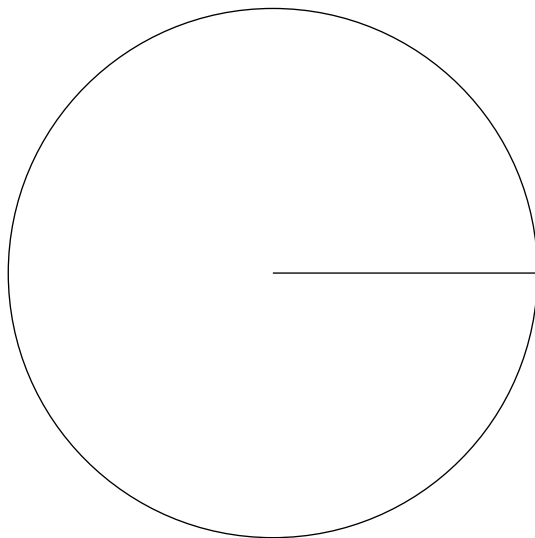
Minimum mark	5	4	3	2	
Circle grade	A	B	C	D	E

6

29 Drawing pie charts

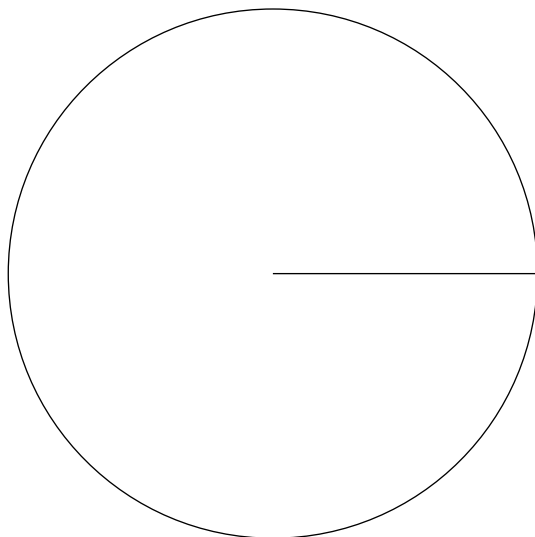


- 1 60 people were asked to name their favourite ice cream flavour.
 6 chose vanilla, 25 chose mint, 18 chose chocolate
 and 11 chose raspberry.
 Show this information on the pie chart.
 Label the pie chart clearly.



- Angle size
- Vanilla
- Mint
- Chocolate
- Raspberry

- 2 45 people were asked how many TV sets they owned.
 10 owned 1 TV, 15 owned 2 TV's,
 12 owned 3 TV's and 8 owned 4 TV's.
 Show this information on the pie chart.
 Label the pie chart clearly.




- Angle size
- 1 TV
- 2 TV's
- 3 TV's
- 4 TV's



Minimum mark	7	5	4	2	
Circle grade	A	B	C	D	E

8

30 Probability



- 1 The probability that a new battery does not work is 0.04.
- a What is the probability that a new battery does work? 1a
- b A firm produced 5000 batteries. How many would you expect to be faulty? 1b.....
- 2 Three horses compete in a race. Show all of the possible outcomes. Two possible results are:
- Amber Boss Caddy (ie ABC)
- Amber Caddy Boss (ie ACB)
-
-
- 3 A bag contains 4 white, 3 red and 2 black discs. What is the probability of choosing:
- a A white disc? 3a
- b A red disc? 3b.....
- c A black disc? 3c.....
- d A yellow disc? 3d
- e A red or white disc? 3e.....
- f A red or black disc? 3f
- g A white or black disc? 3g
- h A red or black or white disc? 3h.....
- 4 The probability of a cooker having a fault in the first year is 0.12.
- a What is the probability of a cooker not having a fault in the first year? 4a
- b If 2000 cookers are produced, how many would you expect to develop a fault in the first year? 4b.....



Minimum mark	13	11	8	5	
Circle grade	A	B	C	D	E

_____ 16